














Type	Dec	Size	Pressure Rating	Brand	Weight	QTY	Total Weight	Photo
CORIO LIS FLO W METE R		8"		Emerson		8	4180	
SHEL L & TUBE HEAT EXCH ANG ER	Length 4,907 mtr. Height 1,8 mtr. Width 1,8 mtr.			NRG HEAT EXCHANG ERS B.V		1	4500	
GLOB E VALV E	DISC: F316-L BODY: LF2 STEM: F316-L SEAT: F316 - L. HF	1"	600#	BONNEY FORGE	5	1	5	




GLOB E VALV E	BODY: LF2 SEAT: F316- L, HF STEM: F316-L	2"	150#	BONNEY FORGE	10	1	10	
GLOB E VALV E	DISC: F316-L STEM F316-L SEAT F316- L.HF	1"	150#	BONNEY FORGE	5	1	5	
GLOB E VALV E	Sour Gas , Sweet Gas	2"	300#	BONNEY FORGE	15	1	15	




PLUG VALVE With ACTUATOR	BODY: A352L CC STEM 630H1 150D PLUG: A352L CC	8"	600#	BRDR. CHRISTE NENS	500	16	8000	
GLOBE VALVE	SEAT F6ST DISK F6 BODY LF2	1"	1500#	CHER	2	1	2	




SDBB - RTJ	1"	600#	COLSON	5	1	5	
RTJ X 1/2" SDBB	1"	600#	COLSON	5	18	90	
1" RTJ X 1/2" NPT - SDBB	1"	1500#	COLSON	5	9	45	




BLOC K AND BLEE D		2"	600#	COLSON	1	1	1	
BALL VALV E - WIT H ACTU ATOR	103,4 BARG AT -40 DG C 101,6 BARG AT +93 DG C BODY S31254 STEM S31254 BALL	4"	600#	DAFRAM	500	1	500	




RISE R XCV DOU BLE BLOC K & BLEE D		12"	600#	DAFRAM	1000	1	1000	 
--	--	-----	------	--------	------	---	------	---




TOPSIDE ESDV VALVE		10"	900#	DAFRAM	1000	1	1000	 
BALL VALVE	BODY LF2 STEM S31803 BALL CF8M	2"	600#	DAFRAM	10	1	10	


BALL VALVE WITH BETTIS ACTUATOR	BODY LF2 BALL F316 STEM F51 SEAT DEVELOPMENT BETTIS ACTUATOR CBB/25	6" x 4"	600#	DAFRAM	200	1	200	
BALL VALVE With BETTIS ACTUATOR		4" x 3"	150#	DAFRAM	200	2	400	
BALL VALVE With BETTIS ACTUATOR	BODY LF2 BALL 316L STEM S31803 SEAT DEVELOPMENT	2"	900#	DAFRAM	100	1	100	

BALL VALVE With BETTIS ACTUATOR	BODY LF2 BALL CF8M STEM F51 SEAT DEVELOPMENT	12" x 10"	600#	DAFRAM	300	1	300	
BALL VALVE With BETTIS ACTUATOR	BODY LF2 BALL F316 STEM F51 SEAT DEVELOPMENT	6" x 4"	600#	DAFRAM	150	1	150	
BALL VALVE	BODY LF2 STEM S31803 BALL CF8M	2"	600#	DAFRAM	15	1	15	



BALL VALVE	BODY LF2 STEM 316L CF8M SEAT TRM	2" x 1½"	150#	DAFRAM	10	2	20	
BALL VALVE	BODY LF2 BALL CF8M STEM 316L TFM	1"	150#	DAFRAM	5	7	35	
BALL VALVE With BETTIS ACTUATOR		2"	600#	DAFRAM	100	2	200	




RTJ X NPT MON OFLA NGE SDBB		1"	600#	EV METALVÆ RK AS	2	12	24	
RTJ X NPT MON OFLA NGE SDBB		1"	1500#	EV METALVÆ RK AS	5	1	5	
FLO WSE RVE CON TROL VALV E		1"		FLOWSER VE	25	1	25	




FLUI TEK ACTU ATO R				FLUI TEK	1282	1	1282	
FLUI TEK ACTU ATO R	BODY LCC TYPE BALL STEM 17-4- PH		12"	FLUI TEK	1200	1	1200	
BUTT ERFL Y VALV E -	VAK 8 BODY AB3	4"		FREN STA R	10	1	10	




BUTTERFLY VALVE		6"	150#	FRENSTAR	10	1	10	
BALL VALVE	BODY: A350-LF2 SEAT A182-F316-F316L STEM A479-31803 SEALS FKM-GLT-AED	8"	300#	GWC ITALY	300	1	300	



BALL VALVE - WITH ACTUATOR		6"	150#	GWC ITALY	300	1	300	
BALL VALVE	STEM: A479-316-316L BODY: A350 - LF2 BALL: A479-S31803	4"	150#	GWC Italy	15	1	15	



BALL VALVE WITH ACTUATOR	BODY: A350 LF2 SEAL: FKM- GLT- AED STEM: A479- S31803	4"	150#	GWC ITALY	75	1	75	
BALL VALVE	BODY: A350 LF2 BALL: A479- S31803 SEAT; PEEK STEM A479- S31803 SEAL: FKM- GLT- AED NACE: MR017 6ISO 15156	1/2"	600#	GWC ITALY	5	3	15	



BALL VALVE	2" X 1½"	150#	GWC ITALY	10	1	10		
BALL VALVE	SEAT A182- F316- F316 + DEVLO N BODY: A350 - LF2 STEM A479- 31803 BALL: A182- F316- F316L	2" X 10"	300#	GWC ITALY	500	2	1000	
BALL VALVE	BALL - F316 STEM - F51 SEAT: RPTE BODY: LF2	4"	300#	LCM ITALY	20	1	20	

BALL VALVE	BODY: F316/F 316L BALL: F316/F 316L STEM: F51 SEAT: DEVLO N PRESS URE 149 BAR	4" x 3"	600#	LCM ITALY	30	1	30	
BALL VALVE	BODY LF2 BALL AISI41 0 STEM AISI41 0 SEAT AISI41 0 + DEVLO N	4" x 3"	900#	LVF ITALY	100	1	100	
BALL VALVE	BODY; LF2 TRM: 316	2"	1500#	STARLIN E	20	2	40	

BALL VALVE	BODY A350 LF2 STEM F51 BALL F316/L SEAT DEVLO N SEALS G/CG - RPTEE	1"	1500#	VINCO	15	1	15	
GLOBE VALVE		1"			10	2	20	
BALL VALVE		3/4"	600#	DAFRAM	255	1	255	

TOOL FOR VALVE			SPECIAL TOOL FOR RISER VALVE	VALTOR	20	1	20	
LOT OF SDBB VALVE				OLIVER	85	40	85	

<p>LOT OF CHECK AND BALL AND GLOBE VALVE</p>				<p>ALDERLEY</p>	<p>267</p>	<p>9</p>	<p>267</p>	
<p>LOT OF CHECK AND BALL VALVE</p>				<p>ALDERLEY</p>	<p>610</p>	<p>14</p>	<p>610</p>	

<p>LOT OF CHECK AND BALL AND GLOBE VALVE</p>				<p>ALDERLEY</p>	<p>985</p>	<p>27</p>	<p>985</p>	
<p>FLOW CONTROL VALVE</p>				<p>ALDERLEY</p>	<p>315</p>	<p>5</p>	<p>1575</p>	

205 29,081